

Selector® 3772 MkII DX Digital Mortice Locks



Description

Lockwood DX Digital Locksets provide a mechanical method of keyless entry and are designed to control access into commercial areas.

For extra security when under forced attack, the inbuilt clutching mechanism allows the outside turnknob to rotate without operating or damaging the lock.

The factory set 4 digit code is easily changed to any 4, 5 or 6 digit code using the code changing kit provided with each lock.

As the digital lockset utilizes mechanical operation, electrical wiring is not required.

Outside Function

Press the C button, enter the correct code, then turn the turnknob to unlock the door. Upon releasing the turnknob the code is automatically cancelled.

Warning:

The Latching Adaptor for Selector 3770 Series MkII is not backwards compatible. Therefore, 3770M1-ADAPTOR **MUST** be used for Selector Mortice Lock MkI and 3770M2-ADAPTOR **MUST** be used for Selector Mortice Lock MkII.

Product Details

Backset Available in 60, 89 and 127mm backsets.

Door Thickness 32mm to 50mm

Finish Codepad: Satin Chrome Brushed (SC)
Mortice Lock: Stainless Steel (SS)

Codepad Assembly High purity zinc alloy, 45mm wide, 164mm high, 52mm projection

Latch Stainless steel with 15mm projection

Door Furniture (Lockwood 1800 and 2800 Series) must be ordered separately.

Inside Function

Opened by lever handle at all times.

Holdback Function

A key operated holdback function is available as a lock setting and requires the inclusion of an internal cylinder.

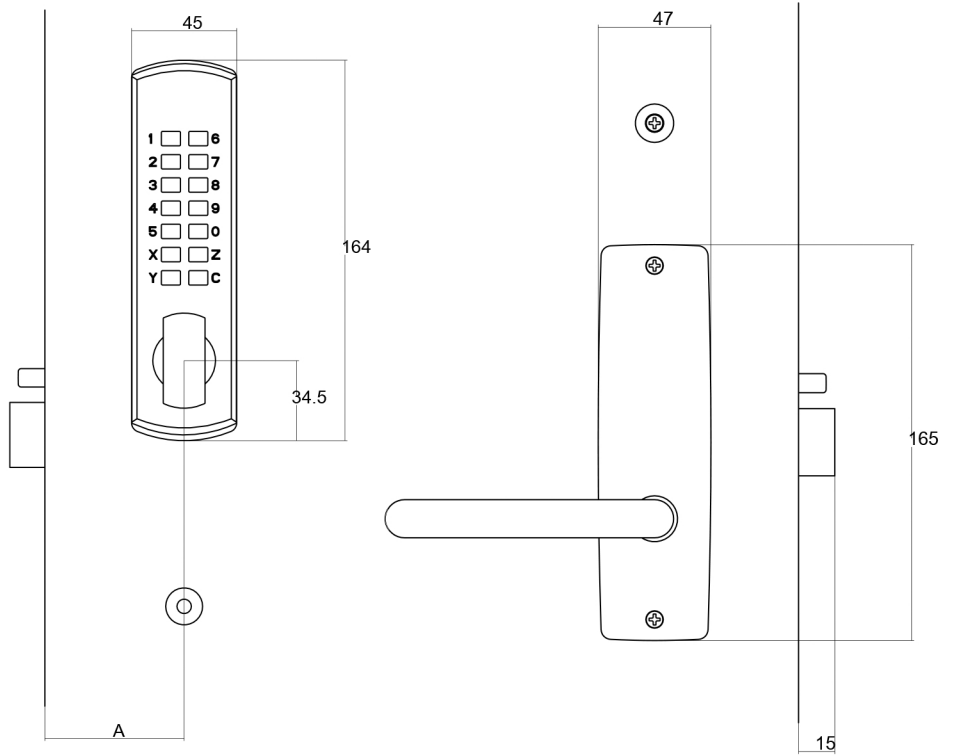
Selector® 3772 MkII DX Digital Mortice Locks



Exterior



Interior

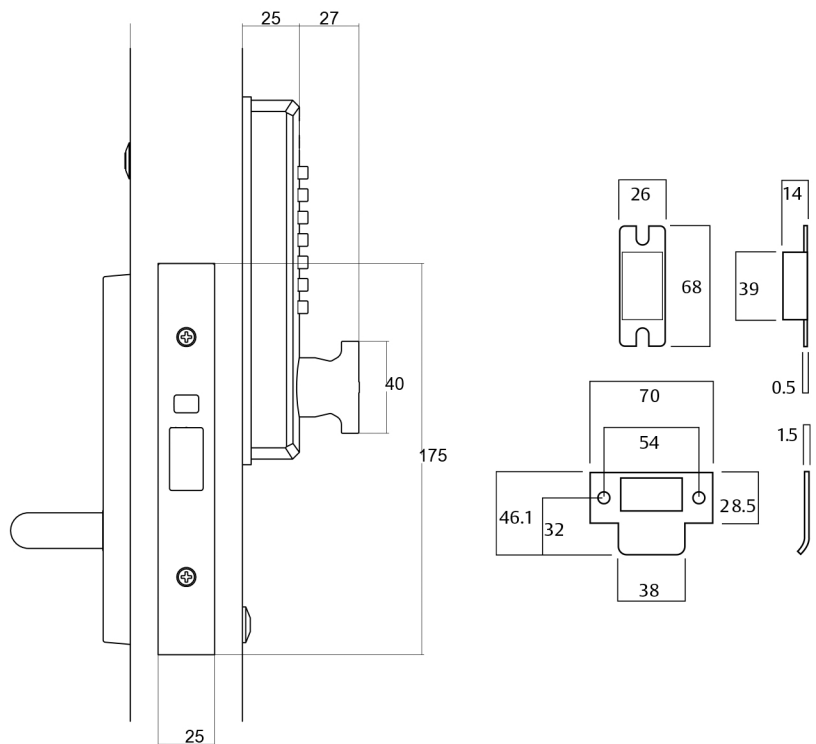


Selector® 3772 DX Digital Mortice Locks

Part Number	3772DX	4772DX	5772DX
Dimension A	60	89	127

Note: Order by specifying 3772SS primary lock and 3772-DXKITSC.

For the 3772SS MkI primary lock, 3772M1-DXKITSC conversion kit must be ordered.



Selector® 3772 MkII DX Digital Mortice Locks

DX Digital Mortice Lock

Part Number 3772DX-

DX Digital outside, plate furniture inside.

Outside: Opened by DX Digital with code.

Inside: Opened by handle at all times.

This function requires the locking bar to be positioned in the locked position once lock is set.

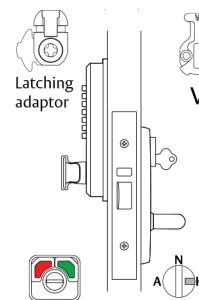
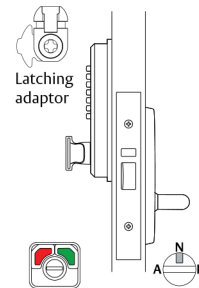
DX Digital Mortice Lock with Holdback by Cylinder#

Part Number 3772DXVH

DX Digital outside, plate furniture and cylinder inside.

Outside: Opened by DX Digital with code.

Inside: Opened by handle at all times. Holdback activated by key. Key retracts latch after releasing holdback.



Notes:

All drawings shown are in right hand configuration. Part numbers shown above are for 60mm backset lock, if 89mm is required substitute 3 for 4 i.e. 4772, or if 127mm lock is required, substitute 3 for 5 i.e. 5772

#Holdback - Latch bolt can be held within the lock. **Holdback must not be activated on fire doors.**

For questions concerning our fire rated products, their specifications and their utilization please contact ASSA ABLOY or relevant Fire Door manufacturer.

Warning:

The MkI Latching Adaptor (now part number 3770M1-ADAPTOR) can only be used with the MkI Selector Mortice Locks and the MkII Latching Adaptor (3770M2-ADAPTOR) can only be used with MkII Selector Mortice Locks.

Legend

Hub Setting



Lock Function Setting



Cam or Adaptor

