



GATEWAY G3

Model :	G3-GATE
Dimensions :	70 x 70 x 26mm
Network :	RJ45 (Ethernet)
IEEE standard :	802.3
Power interface :	Type-C USB
Power input :	DC 5V/500mA

Light Status



When the gateway is powered on:

- Light flashes in **RED** and **BLUE**: Stand-by mode (ready for pairing)
- Blue light: Working mode
- Red light: Network failure

Pair the Gateway with APP

1 Open the APP



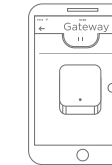
2 Touch the "☰" icon on the top left of the screen



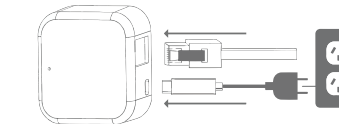
3 Select [Gateway]



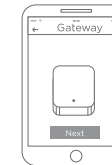
4 Select **G3**



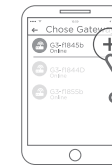
5 Connect type-C USB power & ethernet cable



6 Tap "Next" when the **RED** and **BLUE** light flashes



7 Tap "+" to add the gateway



▲ Notice: If times out, please power off and try it again.

